



**POLICE & FIREFIGHTERS’
RETIREMENT SYSTEM**

CUSTODIAL REPORT
FOR THE MONTH ENDING
April 30 2016

PRESENTED BY: Felecia Ryans

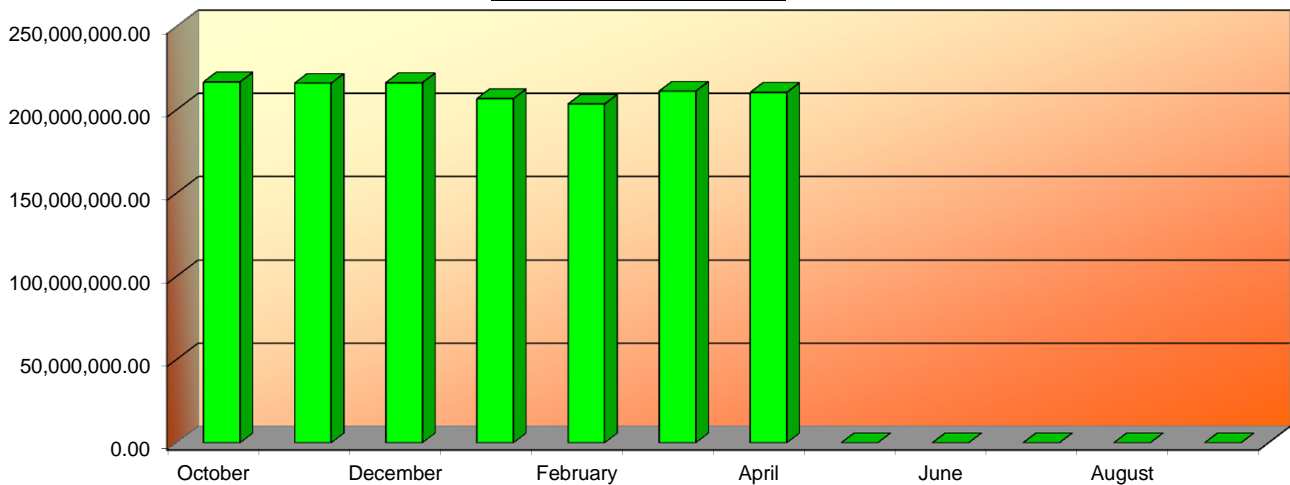
DISCLAIMER: This communication is for general informational purposes only and is not intended to constitute legal, accounting, or tax advice or a recommended course of action in any given situation. This communication is not intended to be, and should not be, relied upon by the recipient in making decisions of a legal, accounting, or tax nature with respect to the issues discussed herein. Any recipient of this communication is encouraged to consult an independent legal, accounting or tax advisor before making any decisions or taking any action concerning the matters in this communication. Comerica Bank does not warrant and is not responsible for errors or omissions in the content of this communication.

**POMPANO BEACH POLICE & FIREFIGHTERS' RETIREMENT SYSTEMS
ANALYSIS FOR CURRENT FISCAL YEAR
FOR THE YEAR ENDING SEPTEMBER 30, 2016**

	<u>October</u>	<u>November</u>	<u>December</u>	<u>January</u>	<u>February</u>	<u>March</u>	<u>April</u>
Beginning Market Value	210,458,972.14	216,771,020.10	216,020,699.90	216,300,418.05	206,733,089.18	203,496,499.07	211,244,729.59
Contributions to Fund							
Employee	113,405.38	115,003.36	170,124.19	114,904.71	114,052.27	115,255.74	112,657.68
Employer	68,643.01	-	5,153,603.00	-	-	1,013,872.00	-
State	-	-	-	-	-	-	-
Other	9,284.66	13,280.94	16,008.61	8,956.11	11,552.37	24,094.64	309,422.09
	<u>191,333.05</u>	<u>128,284.30</u>	<u>5,339,735.80</u>	<u>123,860.82</u>	<u>125,604.64</u>	<u>1,153,222.38</u>	<u>422,079.77</u>
Earnings							
Dividends	236,598.78	213,532.59	272,688.54	95,118.52	193,055.03	183,838.01	298,448.96
Interest	128,064.07	165,053.93	128,792.60	266,609.58	136,360.31	144,378.13	138,955.93
Accrued Interest Paid	104,073.99	(44,077.37)	(64,463.37)	51,348.54	19,953.56	(105,665.11)	74,572.15
	<u>468,736.84</u>	<u>334,509.15</u>	<u>337,017.77</u>	<u>413,076.64</u>	<u>349,368.90</u>	<u>222,551.03</u>	<u>511,977.04</u>
Less							
Benefit Payments	(2,851,582.46)	(427,917.61)	(2,858,797.73)	(1,380.54)	(1,443,907.65)	(1,430,436.57)	(3,613,349.40)
Expenses	(173,162.09)	(131,402.73)	(122,076.58)	(118,673.76)	(271,123.06)	(41,010.94)	(184,959.14)
Loans Issued	(29,795.00)	-	-	-	-	-	-
Other Disbursements	(69,477.34)	(90,135.28)	(59,752.74)	(74,359.60)	(622,183.36)	(75,440.41)	(69,706.53)
	<u>(3,124,016.89)</u>	<u>(649,455.62)</u>	<u>(3,040,627.05)</u>	<u>(194,413.90)</u>	<u>(2,337,214.07)</u>	<u>(1,546,887.92)</u>	<u>(3,868,015.07)</u>
Net Gains/(Losses)							
Realized	279,434.94	870,192.78	(1,001,127.35)	(693,682.14)	(2,071,240.86)	(587,385.95)	156,486.06
Unrealized	8,496,560.02	(1,433,850.81)	(1,355,281.02)	(9,216,170.29)	696,891.28	8,506,730.98	2,061,469.60
	<u>8,775,994.96</u>	<u>(563,658.03)</u>	<u>(2,356,408.37)</u>	<u>(9,909,852.43)</u>	<u>(1,374,349.58)</u>	<u>7,919,345.03</u>	<u>2,217,955.66</u>
Ending Market Value	<u>216,771,020.10</u>	<u>216,020,699.90</u>	<u>216,300,418.05</u>	<u>206,733,089.18</u>	<u>203,496,499.07</u>	<u>211,244,729.59</u>	<u>210,528,726.99</u>

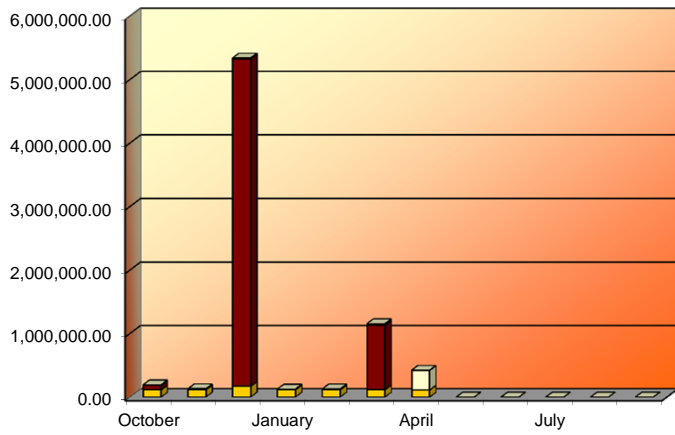
	<u>May</u>	<u>June</u>	<u>July</u>	<u>August</u>	<u>September</u>	<u>Current Qtr-to-Date</u>	<u>Fiscal Year-to-Date</u>
Beginning Market Value						211,244,729.59	210,458,972.14
Contributions to Fund							
Employee						112,657.68	855,403.33
Employer						-	6,236,118.01
State						-	-
Other						309,422.09	392,599.42
						<u>422,079.77</u>	<u>7,484,120.76</u>
Earnings							
Dividends						298,448.96	1,493,280.43
Interest						138,955.93	1,108,214.55
Accrued Interest Paid						74,572.15	35,742.39
						<u>511,977.04</u>	<u>2,637,237.37</u>
Less							
Benefit Payments						(3,613,349.40)	(12,627,371.96)
Expenses						(184,959.14)	(1,042,408.30)
Loans Issued						-	(29,795.00)
Other Disbursements						(69,706.53)	(1,061,055.26)
						<u>(3,868,015.07)</u>	<u>(14,760,630.52)</u>
Net Gains/(Losses)							
Realized						156,486.06	(3,047,322.52)
Unrealized						2,061,469.60	7,756,349.76
						<u>2,217,955.66</u>	<u>4,709,027.24</u>
Ending Market Value						<u>210,528,726.99</u>	<u>210,528,726.99</u>

Fiscal Year's Market Value

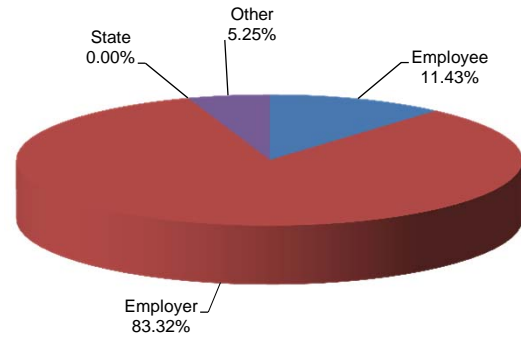


**POMPANO BEACH POLICE & FIREFIGHTERS' RETIREMENT SYSTEMS
ANALYSIS FOR CURRENT FISCAL YEAR
FOR THE YEAR ENDING SEPTEMBER 30, 2016**

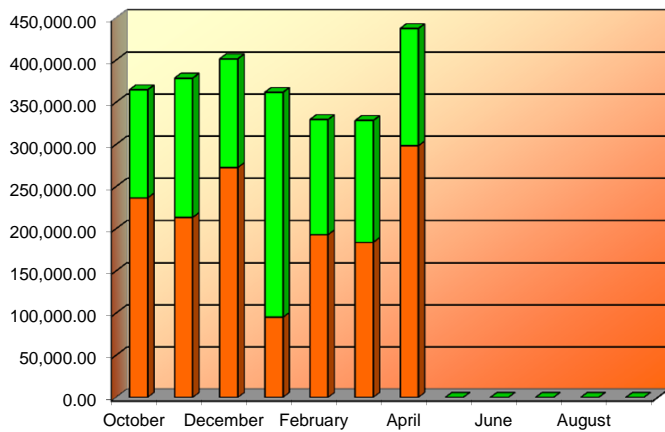
Fiscal Year's Contributions



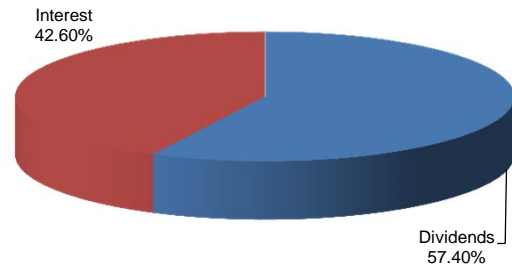
Contribution's for the Fiscal Year



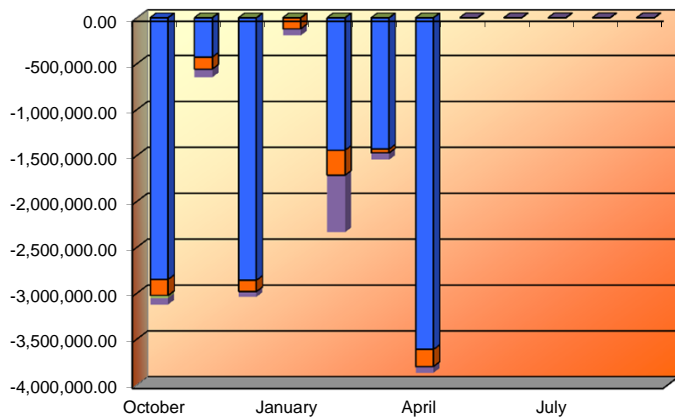
Fiscal Year's Income



Income for the Fiscal Year



Fiscal Year's Distributions



Distributions for the Fiscal Year

