



**POLICE & FIREFIGHTERS'
RETIREMENT SYSTEM**

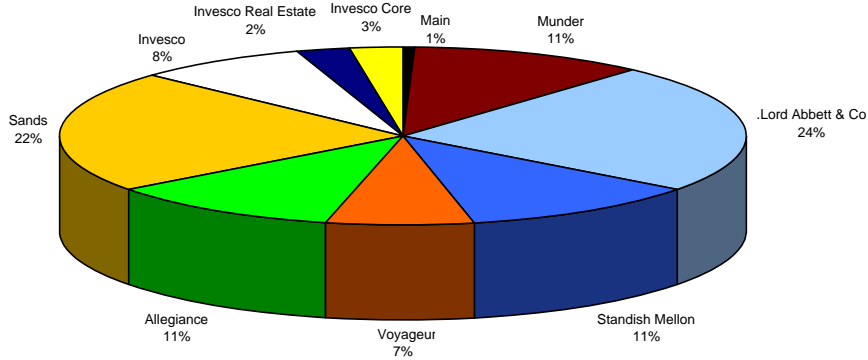
CUSTODIAL REPORT
FOR THE MONTH ENDING JANUARY 31, 2008

PRESENTED BY: Felecia Relief

**POMPANO BEACH POLICE & FIREFIGHTERS' RETIREMENT SYSTEMS
ASSET ALLOCATION**

For the Month Ending January 31, 2008

Retirement System Account Allocation

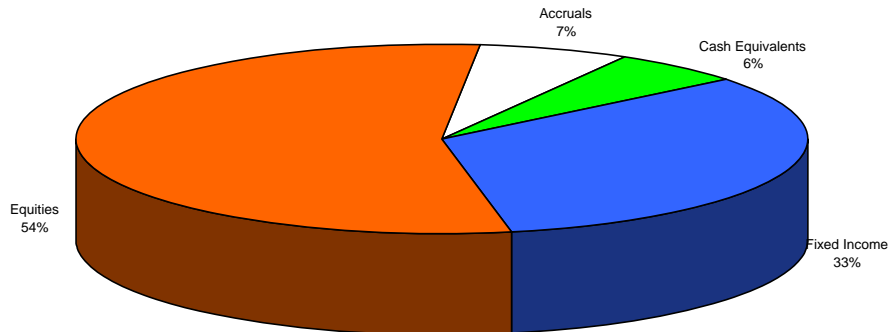


	Main		Munder		Lord Abbett & Co.		Standish Mellon		Voyageur	
	<i>MV</i>	%	<i>MV</i>	%	<i>MV</i>	%	<i>MV</i>	%	<i>MV</i>	%
Cash Equivalents	916,046.18	99.62%	348,968.37	1.78%	930,468.78	4.22%	735,353.69	3.74%	517,058.98	4.22%
Fixed Income	0.00	0.00%	19,112,989.91	97.36%	0.00	0.00%	23,269,992.13	118.21%	0.00	0.00%
Equities	0.00	0.00%	0.00	0.00%	39,616,702.60	95.72%	0.00	0.00%	11,735,573.14	95.72%
Net Invested Assets	916,046.18	99.62%	19,461,958.28	99.14%	40,547,171.38	99.94%	24,005,345.82	121.95%	12,252,632.12	99.94%
Accruals (Income/Trades)	3,464.56	0.38%	169,063.87	0.86%	510,339.98	0.06%	-4,320,091.91	-21.95%	7,885.68	0.06%
Total	919,510.74	100.00%	19,631,022.15	100.00%	41,057,511.36	100.00%	19,685,253.91	100.00%	12,260,517.80	100.00%

	Allegiance		Sands		Invesco		Invesco Real Estate		Invesco Core Real Estate	
	<i>MV</i>	%	<i>MV</i>	%	<i>MV</i>	%	<i>MV</i>	%	<i>MV</i>	%
Cash Equivalents	5,631,037.65	28.98%	1,856,000.59	4.82%	637,668.44	1.48%	0.00	0.00%	68,167.59	1.48%
Fixed Income	23,362,330.44	120.24%	0.00	0.00%	0.00	0.00%	0.00	0.00%	0.00	0.00%
Equities	0.00	0.00%	36,653,834.00	95.16%	13,393,125.26	98.51%	4,136,179.45	100.00%	4,524,486.00	98.51%
Net Invested Assets	28,993,368.09	149.22%	38,509,834.59	99.98%	14,030,793.70	99.99%	4,136,179.45	100.00%	4,592,653.59	99.99%
Accruals (Income/Trades)	-9,563,533.44	-49.22%	8,536.18	0.02%	2,469.78	0.01%	0.00	0.00%	253.61	0.01%
Total	19,429,834.65	100.00%	38,518,370.77	100.00%	14,033,263.48	100.00%	4,136,179.45	100.00%	4,592,907.20	100.00%

	Totals	
	<i>MV</i>	%
Cash Equivalents	11,640,770.27	6.68%
Fixed Income	65,745,312.48	37.73%
Equities	110,059,900.45	63.16%
Net Invested Assets	187,445,983.20	107.56%
Accruals (Income/Trades)	-13,181,611.69	-7.56%
Total	174,264,371.51	100.00%

Retirement System Asset Allocation

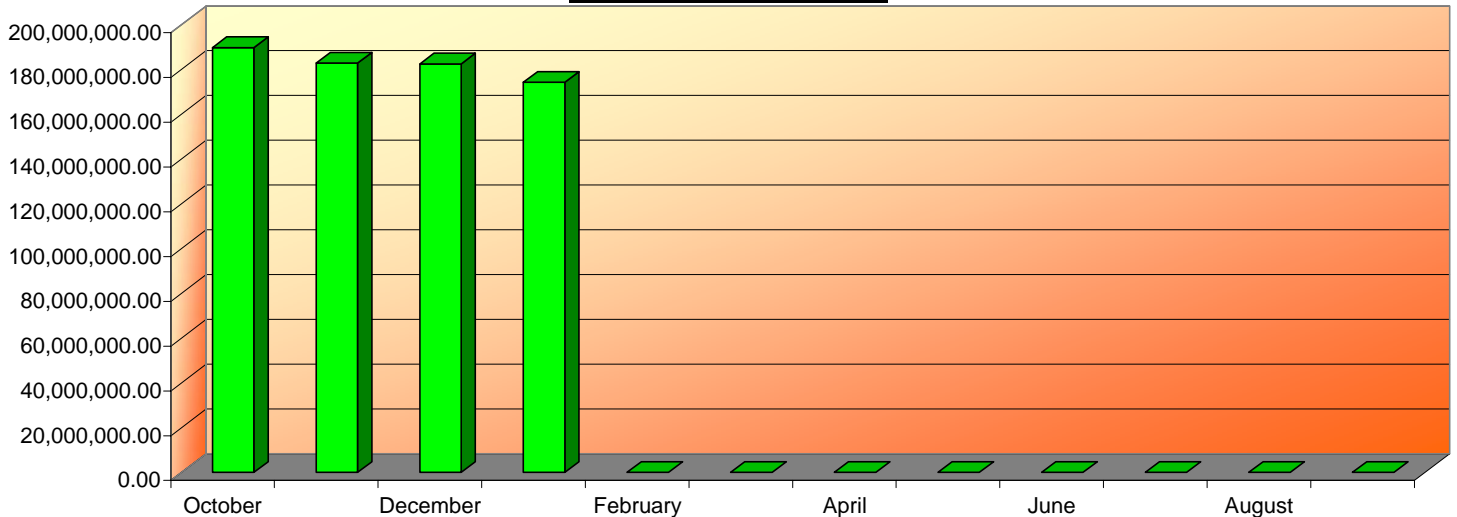


**POMPANO BEACH POLICE & FIREFIGHTERS' RETIREMENT SYSTEMS
ANALYSIS FOR CURRENT FISCAL YEAR
For the Year Ending SEPTEMBER 30, 2008**

	<u>October</u>	<u>November</u>	<u>December</u>	<u>January</u>	<u>February</u>	<u>March</u>	<u>April</u>
Beginning Market Value	184,744,030.24	189,758,297.75	182,808,549.21	182,502,129.89	-	-	-
Contributions to Fund							
Employee	154,732.68	199,499.47	150,668.35	148,529.07	-	-	-
Employer	-	-	1,637,010.25	-	-	-	-
State	513,249.46	-	-	-	-	-	-
Other	36,911.66	1,021.77	30,469.65	67,257.08	-	-	-
	<u>704,893.80</u>	<u>200,521.24</u>	<u>1,818,148.25</u>	<u>215,786.15</u>	<u>-</u>	<u>-</u>	<u>-</u>
Earnings							
Dividends	95,404.30	110,137.10	127,162.20	88,489.51	-	-	-
Interest	259,749.38	258,942.08	275,555.41	235,714.61	-	-	-
Accrued Interest Paid	47,578.09	48,557.40	(59,296.82)	36,493.73	-	-	-
	<u>402,731.77</u>	<u>417,636.58</u>	<u>343,420.79</u>	<u>360,697.85</u>	<u>-</u>	<u>-</u>	<u>-</u>
Less							
Benefit Payments	(856,261.62)	(1,706,219.74)	(1,012,110.44)	(46,040.74)	-	-	-
Expenses	(109,049.73)	(281,392.41)	(68,541.68)	(144,534.40)	-	-	-
	<u>(965,311.35)</u>	<u>(1,987,612.15)</u>	<u>(1,080,652.12)</u>	<u>(190,575.14)</u>	<u>-</u>	<u>-</u>	<u>-</u>
Net Gains/(Losses)							
Realized	45,269.86	(375,719.52)	(169,861.35)	(187,932.80)	-	-	-
Unrealized	4,826,683.43	(5,204,574.69)	(1,217,474.89)	(8,435,731.44)	-	-	-
	<u>4,871,953.29</u>	<u>(5,580,294.21)</u>	<u>(1,387,336.24)</u>	<u>(8,623,664.24)</u>	<u>-</u>	<u>-</u>	<u>-</u>
Ending Market Value	<u>189,758,297.75</u>	<u>182,808,549.21</u>	<u>182,502,129.89</u>	<u>174,264,374.51</u>	<u>-</u>	<u>-</u>	<u>-</u>

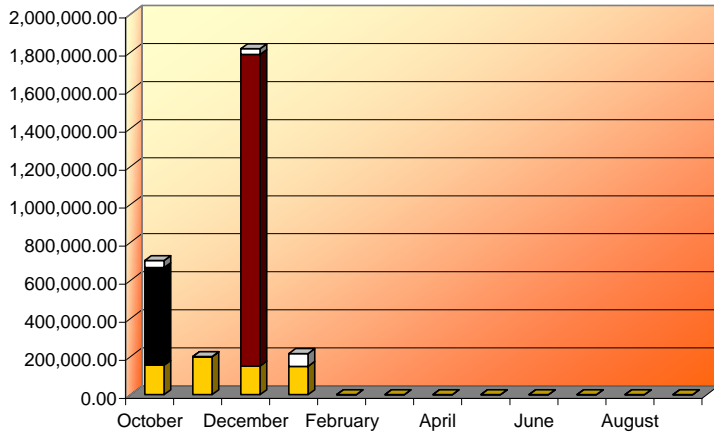
	<u>May</u>	<u>June</u>	<u>July</u>	<u>August</u>	<u>September</u>	<u>Current Qtr-to-Date</u>	<u>Fiscal Year-to-Date</u>
Beginning Market Value	-	-	-	-	-	184,744,030.24	184,744,030.24
Contributions to Fund							
Employee	-	-	-	-	-	504,900.50	653,429.57
Employer	-	-	-	-	-	1,637,010.25	1,637,010.25
State	-	-	-	-	-	513,249.46	513,249.46
Other	-	-	-	-	-	68,403.08	135,660.16
	<u>-</u>	<u>-</u>	<u>-</u>	<u>-</u>	<u>-</u>	<u>2,723,563.29</u>	<u>2,939,349.44</u>
Earnings							
Dividends	-	-	-	-	-	332,703.60	421,193.11
Interest	-	-	-	-	-	794,246.87	1,029,961.48
Accrued Interest Paid	-	-	-	-	-	36,838.67	73,332.40
	<u>-</u>	<u>-</u>	<u>-</u>	<u>-</u>	<u>-</u>	<u>1,163,789.14</u>	<u>1,524,486.99</u>
Less							
Benefit Payments	-	-	-	-	-	(3,574,591.80)	(3,620,632.54)
Expenses	-	-	-	-	-	(458,983.82)	(603,518.22)
	<u>-</u>	<u>-</u>	<u>-</u>	<u>-</u>	<u>-</u>	<u>(4,033,575.62)</u>	<u>(4,224,150.76)</u>
Net Gains/(Losses)							
Realized	-	-	-	-	-	(500,311.01)	(688,243.81)
Unrealized	-	-	-	-	-	(1,595,366.15)	(10,031,097.59)
	<u>-</u>	<u>-</u>	<u>-</u>	<u>-</u>	<u>-</u>	<u>(2,095,677.16)</u>	<u>(10,719,341.40)</u>
Ending Market Value	<u>-</u>	<u>-</u>	<u>-</u>	<u>-</u>	<u>-</u>	<u>182,502,129.89</u>	<u>174,264,374.51</u>

Fiscal Year's Market Value

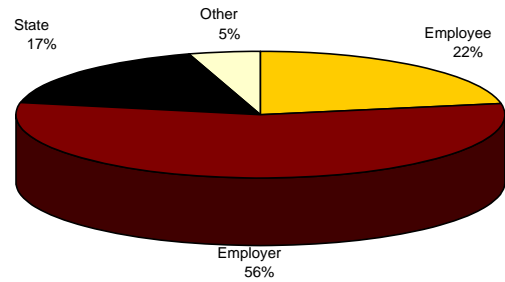


**POMPANO BEACH POLICE & FIREFIGHTERS' RETIREMENT SYSTEMS
ANALYSIS FOR CURRENT FISCAL YEAR
For the Year Ending SEPTEMBER 30, 2008**

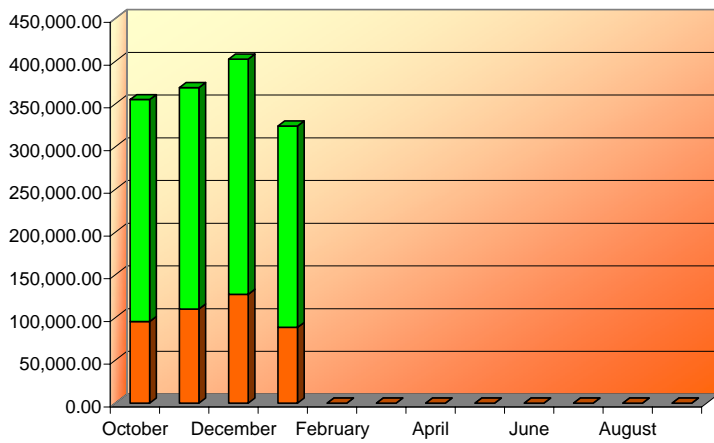
Fiscal Year's Contributions



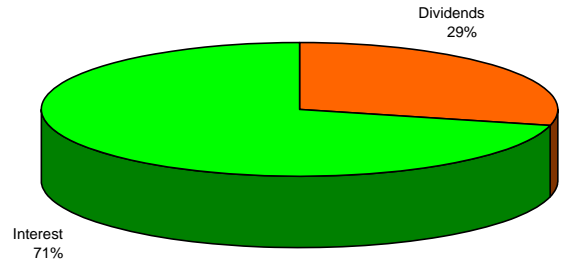
Contributions for the Fiscal Year



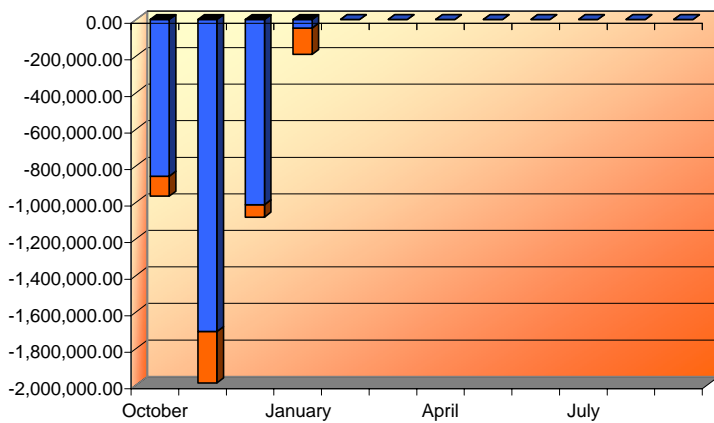
Fiscal Year's Income



Income for the Fiscal Year



Fiscal Year's Distributions



Distributions for the Fiscal Year

