



**POLICE & FIREFIGHTERS'  
RETIREMENT SYSTEM**

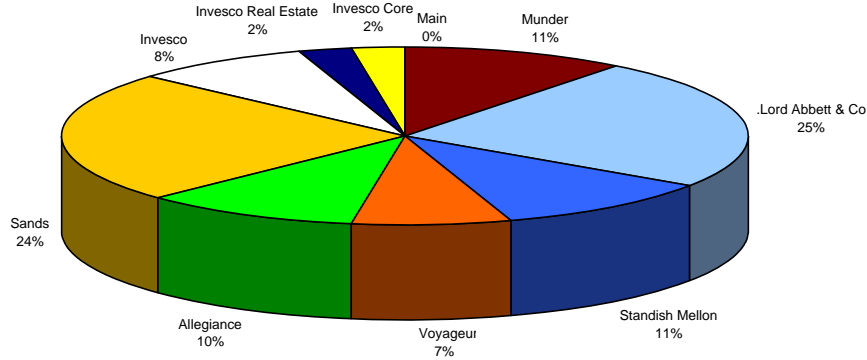
CUSTODIAL REPORT  
FOR THE MONTH ENDING NOVEMBER 30, 2007

PRESENTED BY: Felecia Relief

**POMPANO BEACH POLICE & FIREFIGHTERS' RETIREMENT SYSTEMS  
ASSET ALLOCATION**

**For the Month Ending November 30, 2007**

**Retirement System Account Allocation**



	<b>Main</b>		<b>Munder</b>		<b>Lord Abbett &amp; Co.</b>		<b>Standish Mellon</b>		<b>Voyageur</b>	
	<i>MV</i>	%	<i>MV</i>	%	<i>MV</i>	%	<i>MV</i>	%	<i>MV</i>	%
Cash Equivalents	222,474.14	99.68%	535,395.65	2.79%	977,077.58	3.31%	1,536,359.62	7.98%	440,495.80	3.31%
Fixed Income	0.00	0.00%	18,534,278.00	96.49%	0.00	0.00%	23,490,508.29	121.97%	0.00	0.00%
Equities	0.00	0.00%	0.00	0.00%	42,395,488.28	96.55%	0.00	0.00%	12,839,453.27	96.55%
Net Invested Assets	222,474.14	99.68%	19,069,673.65	99.27%	43,372,565.86	99.86%	25,026,867.91	129.95%	13,279,949.07	99.86%
Accruals (Income/Trades)	710.50	0.32%	139,696.35	0.73%	377,109.13	0.14%	-5,768,136.54	-29.95%	18,036.45	0.14%
<b>Total</b>	<b>223,184.64</b>	<b>100.00%</b>	<b>19,209,370.00</b>	<b>100.00%</b>	<b>43,749,674.99</b>	<b>100.00%</b>	<b>19,258,731.37</b>	<b>100.00%</b>	<b>13,297,985.52</b>	<b>100.00%</b>

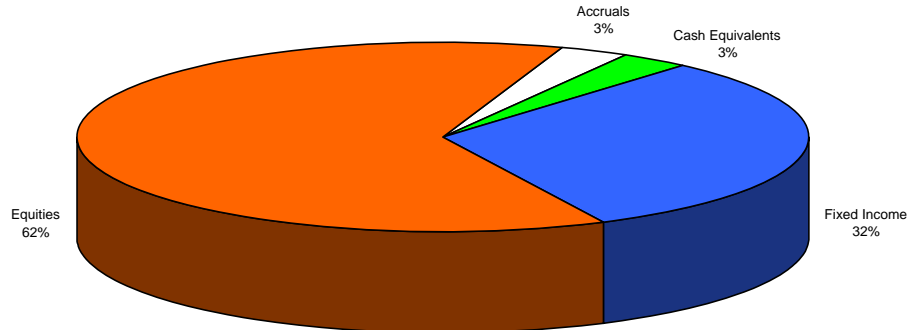
  

	<b>Allegiance</b>		<b>Sands</b>		<b>Invesco</b>		<b>Invesco Real Estate</b>		<b>Invesco Core Real Estate</b>	
	<i>MV</i>	%	<i>MV</i>	%	<i>MV</i>	%	<i>MV</i>	%	<i>MV</i>	%
Cash Equivalents	448,066.41	2.34%	801,464.61	1.84%	839,361.94	1.49%	0.00	0.00%	67,621.25	1.49%
Fixed Income	19,378,442.98	101.03%	0.00	0.00%	0.00	0.00%	0.00	0.00%	0.00	0.00%
Equities	0.00	0.00%	42,748,934.00	98.12%	14,556,293.66	98.51%	4,387,007.42	100.00%	4,476,766.00	98.51%
Net Invested Assets	19,826,509.39	103.36%	43,550,398.61	99.96%	15,395,655.60	99.99%	4,387,007.42	100.00%	4,544,387.25	99.99%
Accruals (Income/Trades)	-645,288.56	-3.36%	15,765.80	0.04%	-5,102.49	0.01%	0.00	0.00%	269.67	0.01%
<b>Total</b>	<b>19,181,220.83</b>	<b>100.00%</b>	<b>43,566,164.41</b>	<b>100.00%</b>	<b>15,390,553.11</b>	<b>100.00%</b>	<b>4,387,007.42</b>	<b>100.00%</b>	<b>4,544,656.92</b>	<b>100.00%</b>

	<b>Totals</b>	
	<i>MV</i>	%
Cash Equivalents	<b>5,868,317.00</b>	<b>3.21%</b>
Fixed Income	<b>61,403,229.27</b>	<b>33.59%</b>
Equities	<b>121,403,942.63</b>	<b>66.41%</b>
Net Invested Assets	<b>188,675,488.90</b>	<b>103.21%</b>
Accruals (Income/Trades)	<b>-5,866,939.69</b>	<b>-3.21%</b>
<b>Total</b>	<b>182,808,549.21</b>	<b>100.00%</b>

**Retirement System Asset Allocation**



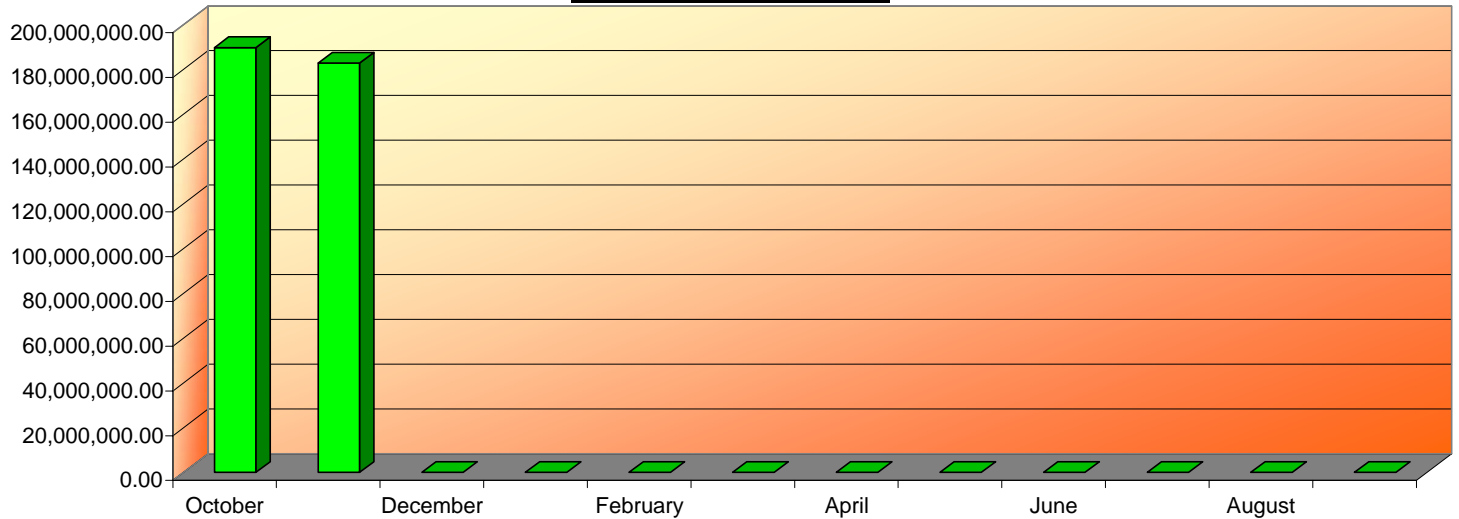


**POMPANO BEACH POLICE & FIREFIGHTERS' RETIREMENT SYSTEMS  
ANALYSIS FOR CURRENT FISCAL YEAR  
For the Year Ending SEPTEMBER 30, 2008**

	<u>October</u>	<u>November</u>	<u>December</u>	<u>January</u>	<u>February</u>	<u>March</u>	<u>April</u>
Beginning Market Value	184,744,030.24	189,758,297.75	-	-	-	-	-
Contributions to Fund							
Employee	154,732.68	199,499.47	-	-	-	-	-
Employer	-	-	-	-	-	-	-
State	513,249.46	-	-	-	-	-	-
Other	36,911.66	1,021.77	-	-	-	-	-
	<u>704,893.80</u>	<u>200,521.24</u>	<u>-</u>	<u>-</u>	<u>-</u>	<u>-</u>	<u>-</u>
Earnings							
Dividends	95,404.30	110,137.10	-	-	-	-	-
Interest	259,749.38	258,942.08	-	-	-	-	-
Accrued Interest Paid	47,578.09	48,557.40	-	-	-	-	-
	<u>402,731.77</u>	<u>417,636.58</u>	<u>-</u>	<u>-</u>	<u>-</u>	<u>-</u>	<u>-</u>
Less							
Benefit Payments	(856,261.62)	(1,706,219.74)	-	-	-	-	-
Expenses	(109,049.73)	(281,392.41)	-	-	-	-	-
	<u>(965,311.35)</u>	<u>(1,987,612.15)</u>	<u>-</u>	<u>-</u>	<u>-</u>	<u>-</u>	<u>-</u>
Net Gains/(Losses)							
Realized	45,269.86	(375,719.52)	-	-	-	-	-
Unrealized	4,826,683.43	(5,204,574.69)	-	-	-	-	-
	<u>4,871,953.29</u>	<u>(5,580,294.21)</u>	<u>-</u>	<u>-</u>	<u>-</u>	<u>-</u>	<u>-</u>
Ending Market Value	<u><b>189,758,297.75</b></u>	<u><b>182,808,549.21</b></u>	<u>-</u>	<u>-</u>	<u>-</u>	<u>-</u>	<u>-</u>

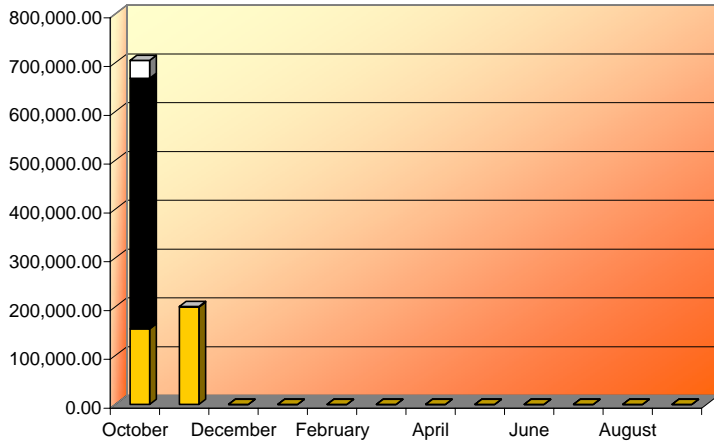
	<u>May</u>	<u>June</u>	<u>July</u>	<u>August</u>	<u>September</u>	<u>Current Qtr-to-Date</u>	<u>Fiscal Year-to-Date</u>
Beginning Market Value	-	-	-	-	-	184,744,030.24	184,744,030.24
Contributions to Fund							
Employee	-	-	-	-	-	354,232.15	354,232.15
Employer	-	-	-	-	-	-	-
State	-	-	-	-	-	513,249.46	513,249.46
Other	-	-	-	-	-	37,933.43	37,933.43
	<u>-</u>	<u>-</u>	<u>-</u>	<u>-</u>	<u>-</u>	<u>905,415.04</u>	<u>905,415.04</u>
Earnings							
Dividends	-	-	-	-	-	205,541.40	205,541.40
Interest	-	-	-	-	-	518,691.46	518,691.46
Accrued Interest Paid	-	-	-	-	-	96,135.49	96,135.49
	<u>-</u>	<u>-</u>	<u>-</u>	<u>-</u>	<u>-</u>	<u>820,368.35</u>	<u>820,368.35</u>
Less							
Benefit Payments	-	-	-	-	-	(2,562,481.36)	(2,562,481.36)
Expenses	-	-	-	-	-	(390,442.14)	(390,442.14)
	<u>-</u>	<u>-</u>	<u>-</u>	<u>-</u>	<u>-</u>	<u>(2,952,923.50)</u>	<u>(2,952,923.50)</u>
Net Gains/(Losses)							
Realized	-	-	-	-	-	(330,449.66)	(330,449.66)
Unrealized	-	-	-	-	-	(377,891.26)	(377,891.26)
	<u>-</u>	<u>-</u>	<u>-</u>	<u>-</u>	<u>-</u>	<u>(708,340.92)</u>	<u>(708,340.92)</u>
Ending Market Value	<u>-</u>	<u>-</u>	<u>-</u>	<u>-</u>	<u>-</u>	<u><b>182,808,549.21</b></u>	<u><b>182,808,549.21</b></u>

**Fiscal Year's Market Value**

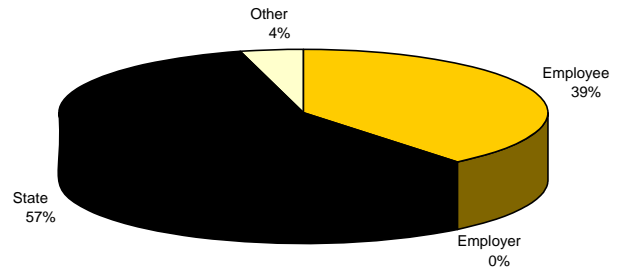


**POMPANO BEACH POLICE & FIREFIGHTERS' RETIREMENT SYSTEMS  
ANALYSIS FOR CURRENT FISCAL YEAR  
For the Year Ending SEPTEMBER 30, 2008**

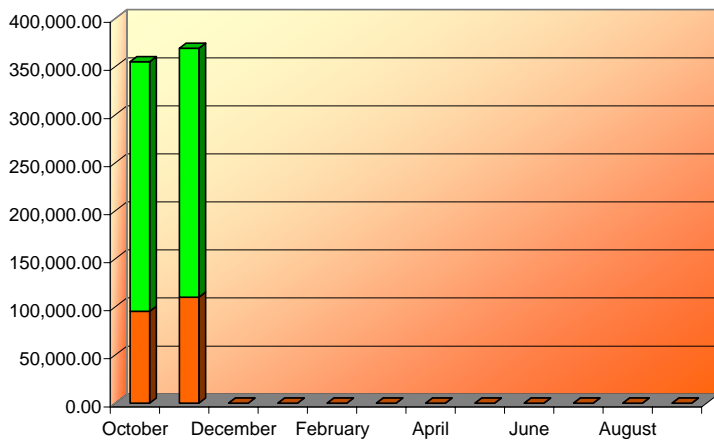
**Fiscal Year's Contributions**



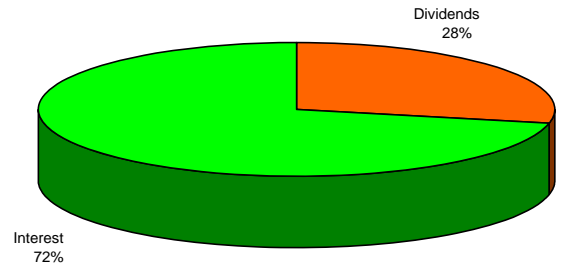
**Contributions for the Fiscal Year**



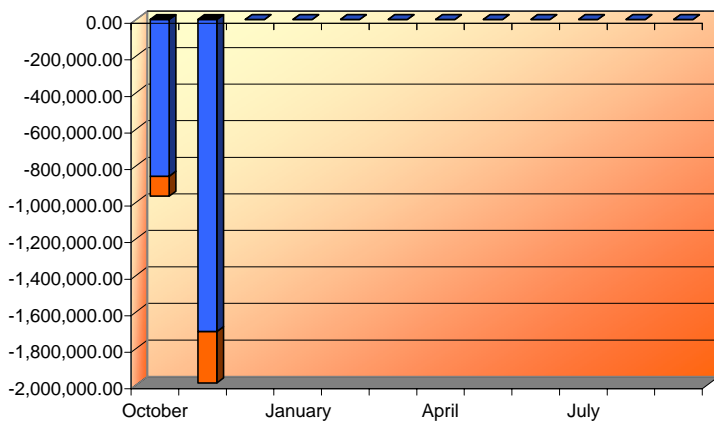
**Fiscal Year's Income**



**Income for the Fiscal Year**



**Fiscal Year's Distributions**



**Distributions for the Fiscal Year**

