



**POLICE & FIREFIGHTERS'
RETIREMENT SYSTEM**

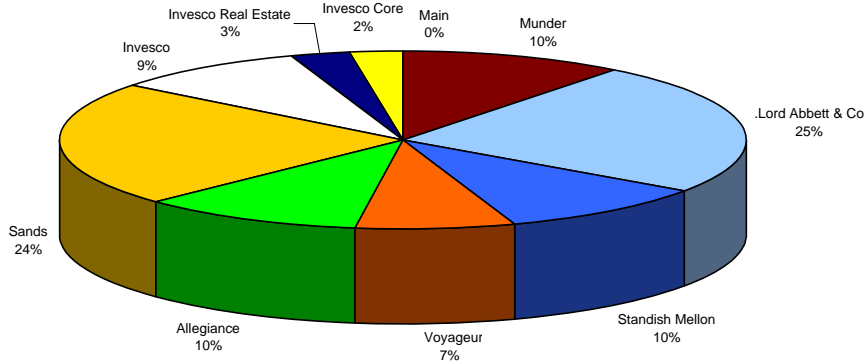
CUSTODIAL REPORT
FOR THE MONTH ENDING MAY 31, 2007

PRESENTED BY: Felecia Relief

**POMPANO BEACH POLICE & FIREFIGHTERS' RETIREMENT SYSTEMS
ASSET ALLOCATION**

For the Month Ending May 31, 2007

Retirement System Account Allocation

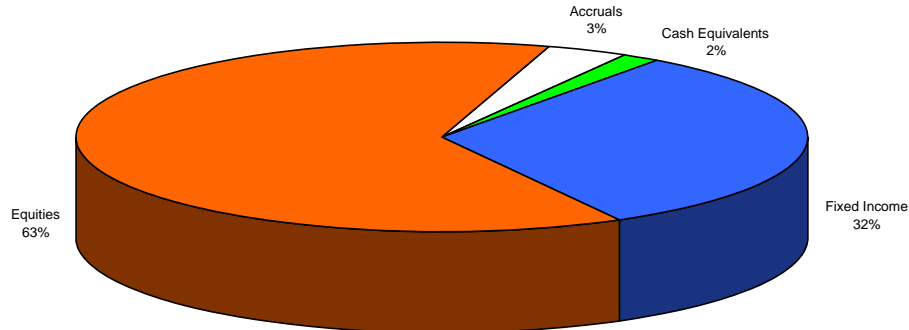


	Main		Munder		Lord Abbett & Co.		Standish Mellon		Voyageur	
	<i>MV</i>	%	<i>MV</i>	%	<i>MV</i>	%	<i>MV</i>	%	<i>MV</i>	%
Cash Equivalents	143,112.50	99.67%	949,679.08	5.24%	898,050.78	2.17%	405,718.77	2.31%	281,468.63	2.17%
Fixed Income	0.00	0.00%	17,275,630.84	95.25%	0.00	0.00%	24,322,998.21	138.20%	0.00	0.00%
Equities	0.00	0.00%	445.28	0.00%	40,967,099.90	97.69%	0.00	0.00%	12,653,905.42	97.69%
Net Invested Assets	143,112.50	99.67%	18,225,755.20	100.49%	41,865,150.68	99.87%	24,728,716.98	140.50%	12,935,374.05	99.87%
Accruals (Income/Trades)	479.36	0.33%	-89,007.76	-0.49%	53,311.44	0.13%	-7,128,470.85	-40.50%	17,391.86	0.13%
Total	143,591.86	100.00%	18,136,747.44	100.00%	41,918,462.12	100.00%	17,600,246.13	100.00%	12,952,765.91	100.00%

	Allegiance		Sands		Invesco		Invesco Real Estate		Invesco Core Real Estate	
	<i>MV</i>	%	<i>MV</i>	%	<i>MV</i>	%	<i>MV</i>	%	<i>MV</i>	%
Cash Equivalents	164,938.82	0.91%	47,494.72	0.12%	415,646.03	0.00%	0.00	0.00%	0.00	0.00%
Fixed Income	17,824,397.34	98.13%	0.00	0.00%	0.00	0.00%	0.00	0.00%	0.00	0.00%
Equities	0.00	0.00%	39,220,953.59	98.41%	15,441,131.19	99.99%	5,105,830.90	100.00%	4,270,309.00	99.99%
Net Invested Assets	17,989,336.16	99.04%	39,268,448.31	98.53%	15,856,777.22	99.99%	5,105,830.90	100.00%	4,270,309.00	99.99%
Accruals (Income/Trades)	173,804.83	0.96%	587,254.78	1.47%	-153,738.24	0.01%	0.00	0.00%	275.97	0.01%
Total	18,163,140.99	100.00%	39,855,703.09	100.00%	15,703,038.98	100.00%	5,105,830.90	100.00%	4,270,584.97	100.00%

	Totals	
	<i>MV</i>	%
Cash Equivalents	3,306,109.33	1.90%
Fixed Income	59,423,026.39	34.18%
Equities	117,659,675.28	67.68%
Net Invested Assets	180,388,811.00	103.76%
Accruals (Income/Trades)	-6,538,698.61	-3.76%
Total	173,850,112.39	100.00%

Retirement System Asset Allocation

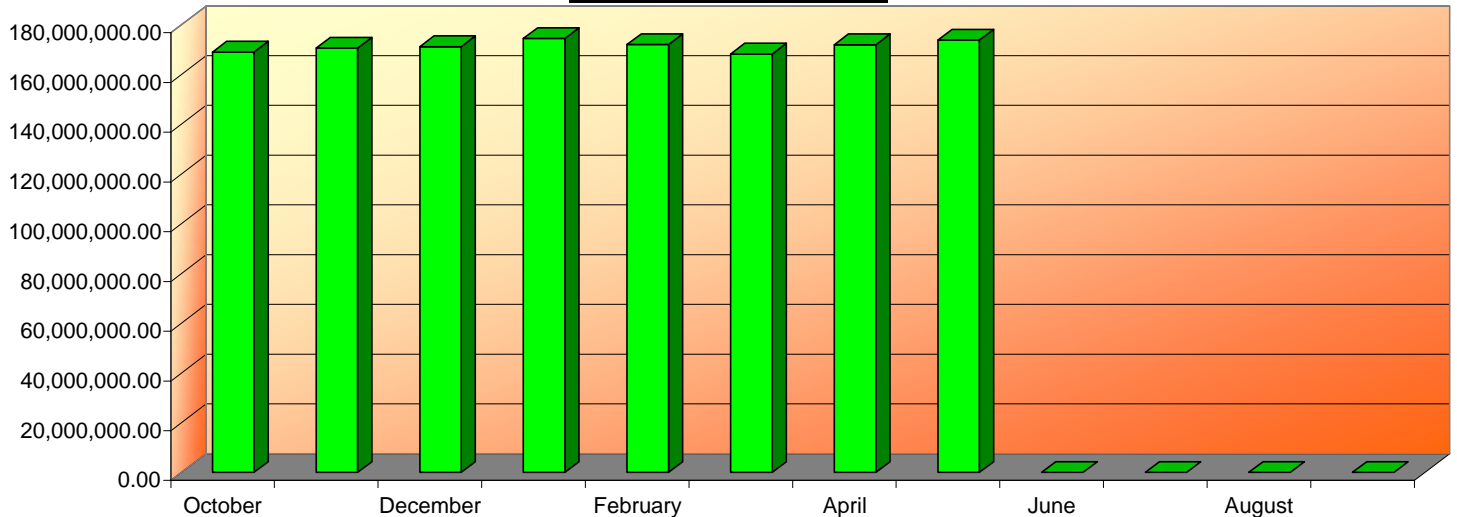


POMPANO BEACH POLICE & FIREFIGHTERS' RETIREMENT SYSTEMS
ANALYSIS FOR CURRENT FISCAL YEAR
For the Year Ending SEPTEMBER 30, 2007

	<u>October</u>	<u>November</u>	<u>December</u>	<u>January</u>	<u>February</u>	<u>March</u>	<u>April</u>
Beginning Market Value	165,783,585.15	169,010,826.45	170,611,424.29	171,159,143.94	174,444,166.47	171,994,971.88	168,260,264.84
Contributions to Fund							
Employee	143,870.56	200,757.41	150,478.43	149,780.29	173,447.28	152,295.93	149,438.98
Employer	-	-	1,239,185.27	-	-	1,239,185.27	-
State	126,647.56	-	-	-	-	-	-
Other	4,318.29	903.75	10,112.35	4,800.90	68,067.66	66,128.31	37,876.03
	<u>274,836.41</u>	<u>201,661.16</u>	<u>1,399,776.05</u>	<u>154,581.19</u>	<u>241,514.94</u>	<u>1,457,609.51</u>	<u>187,315.01</u>
Earnings							
Dividends	141,188.38	80,001.58	156,427.99	112,280.18	116,299.17	128,139.05	130,625.79
Interest	197,794.35	302,375.14	235,066.39	255,762.72	252,236.79	216,111.01	221,151.13
Accrued Interest Paid	23,761.10	40,017.47	(82,462.26)	(11,685.93)	32,111.80	18,188.21	16,357.73
	<u>362,743.83</u>	<u>422,394.19</u>	<u>309,032.12</u>	<u>356,356.97</u>	<u>400,647.76</u>	<u>362,438.27</u>	<u>368,134.65</u>
Less							
Benefit Payments	(8,343.83)	(768,394.42)	(1,552,429.17)	-	(1,114,098.32)	(1,880,075.38)	(15,204.44)
Expenses	(714,589.62)	(95,705.39)	(58,711.17)	(84,717.59)	(501,368.94)	(4,403,725.43)	(60,926.75)
	<u>(722,933.45)</u>	<u>(864,099.81)</u>	<u>(1,611,140.34)</u>	<u>(84,717.59)</u>	<u>(1,615,467.26)</u>	<u>(6,283,800.81)</u>	<u>(76,131.19)</u>
Net Gains/(Losses)							
Realized	(320,580.75)	(452,619.41)	(22,100.67)	757,674.81	102,030.03	(54,593.64)	47,139.43
Unrealized	3,633,175.26	2,293,261.71	472,152.49	2,101,127.15	(1,577,920.06)	783,639.63	3,164,289.65
	<u>3,312,594.51</u>	<u>1,840,642.30</u>	<u>450,051.82</u>	<u>2,858,801.96</u>	<u>(1,475,890.03)</u>	<u>729,045.99</u>	<u>3,211,429.08</u>
Ending Market Value	<u>169,010,826.45</u>	<u>170,611,424.29</u>	<u>171,159,143.94</u>	<u>174,444,166.47</u>	<u>171,994,971.88</u>	<u>168,260,264.84</u>	<u>171,951,012.39</u>

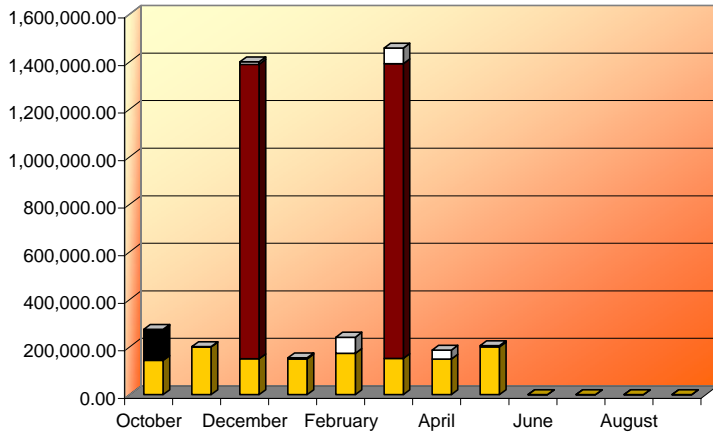
	<u>May</u>	<u>June</u>	<u>July</u>	<u>August</u>	<u>September</u>	<u>Current Qtr-to-Date</u>	<u>Fiscal Year-to-Date</u>
Beginning Market Value	171,951,012.39	-	-	-	-	168,260,264.84	165,783,585.15
Contributions to Fund							
Employee	200,458.44	-	-	-	-	349,897.42	1,320,527.32
Employer	-	-	-	-	-	-	2,478,370.54
State	-	-	-	-	-	-	126,647.56
Other	5,423.88	-	-	-	-	43,299.91	197,631.17
	<u>205,882.32</u>	<u>-</u>	<u>-</u>	<u>-</u>	<u>-</u>	<u>393,197.33</u>	<u>4,123,176.59</u>
Earnings							
Dividends	193,265.78	-	-	-	-	323,891.57	1,058,227.92
Interest	268,321.85	-	-	-	-	489,472.98	1,948,819.38
Accrued Interest Paid	(8,614.69)	-	-	-	-	7,743.04	27,673.43
	<u>452,972.94</u>	<u>-</u>	<u>-</u>	<u>-</u>	<u>-</u>	<u>821,107.59</u>	<u>3,034,720.73</u>
Less							
Benefit Payments	(860,500.29)	-	-	-	-	(875,704.73)	(6,199,045.85)
Expenses	(288,607.06)	-	-	-	-	(349,533.81)	(6,208,351.95)
	<u>(1,149,107.35)</u>	<u>-</u>	<u>-</u>	<u>-</u>	<u>-</u>	<u>(1,225,238.54)</u>	<u>(12,407,397.80)</u>
Net Gains/(Losses)							
Realized	(20,976.86)	-	-	-	-	26,162.57	35,972.94
Unrealized	2,410,328.95	-	-	-	-	5,574,618.60	13,280,054.78
	<u>2,389,352.09</u>	<u>-</u>	<u>-</u>	<u>-</u>	<u>-</u>	<u>5,600,781.17</u>	<u>13,316,027.72</u>
Ending Market Value	<u>173,850,112.39</u>	<u>-</u>	<u>-</u>	<u>-</u>	<u>-</u>	<u>173,850,112.39</u>	<u>173,850,112.39</u>

Fiscal Year's Market Value

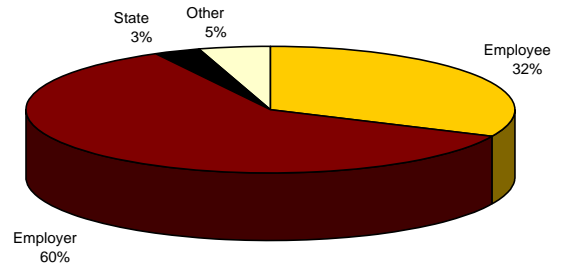


**POMPANO BEACH POLICE & FIREFIGHTERS' RETIREMENT SYSTEMS
ANALYSIS FOR CURRENT FISCAL YEAR
For the Year Ending SEPTEMBER 30, 2007**

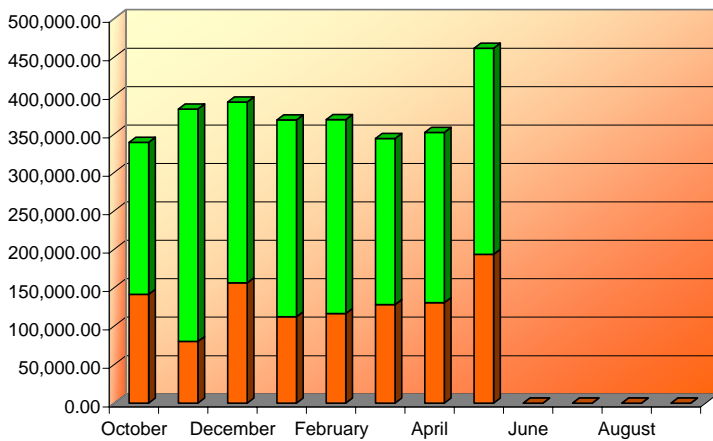
Fiscal Year's Contributions



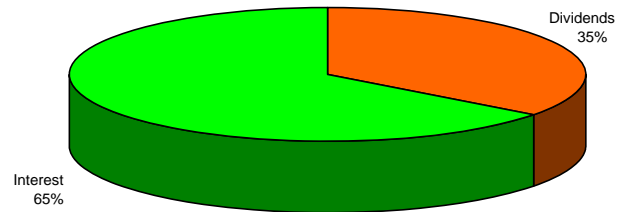
Contributions for the Fiscal Year



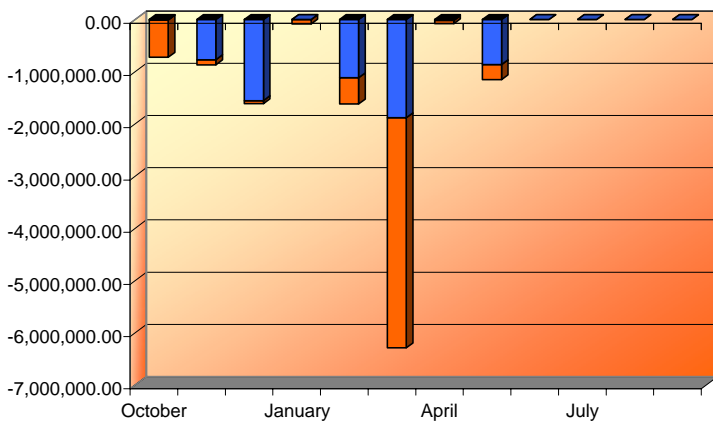
Fiscal Year's Income



Income for the Fiscal Year



Fiscal Year's Distributions



Distributions for the Fiscal Year

