



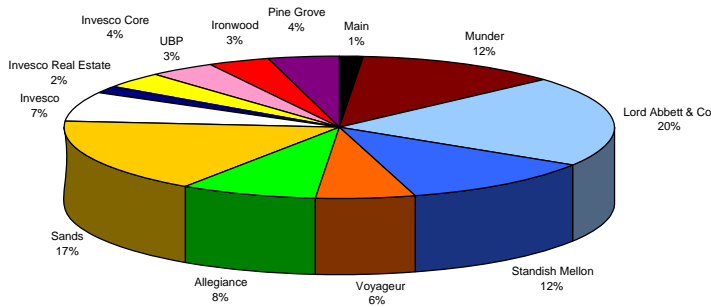
**POLICE & FIREFIGHTERS'  
RETIREMENT SYSTEM**

CUSTODIAL REPORT  
FOR THE MONTH ENDING NOVEMBER 30, 2008

PRESENTED BY: Felecia Relief

**POMPANO BEACH POLICE & FIREFIGHTERS' RETIREMENT SYSTEMS  
ASSET ALLOCATION  
For the Month Ending November 30, 2008**

**Retirement System Account Allocation**



	Main		Munder		Lord Abbett & Co.		Standish Mellon		Voyageur	
	MV	%	MV	%	MV	%	MV	%	MV	%
Cash Equivalents	1,652,666.31	99.89%	915,002.21	5.80%	947,184.35	5.88%	138,661.07	0.91%	444,120.42	5.88%
Fixed Income	0.00	0.00%	15,034,879.11	95.30%	0.00	0.00%	18,974,855.30	124.27%	0.00	0.00%
Equities	0.00	0.00%	0.00	0.00%	25,530,485.05	93.91%	0.00	0.00%	7,098,549.24	93.91%
Net Invested Assets	1,652,666.31	99.89%	15,949,881.32	101.10%	26,477,669.40	99.79%	19,113,516.37	125.17%	7,542,669.66	99.79%
Accruals (Income/Trades)	1,805.07	0.11%	-172,927.02	-1.10%	115,718.71	0.21%	-3,844,036.99	-25.17%	16,227.69	0.21%
Total	1,654,471.38	100.00%	15,776,954.30	100.00%	26,593,388.11	100.00%	15,269,479.38	100.00%	7,558,897.35	100.00%

	Allegiance		Sands		Invesco		Invesco Real Estate		Invesco Core Real Estate	
	MV	%	MV	%	MV	%	MV	%	MV	%
Cash Equivalents	457,756.63	4.39%	479,065.95	2.16%	446,258.00	0.46%	0.00	0.00%	21,082.59	0.46%
Fixed Income	11,020,937.96	105.59%	0.00	0.00%	0.00	0.00%	0.00	0.00%	4,607,248.00	99.54%
Equities	0.00	0.00%	21,738,049.61	97.81%	8,131,526.18	0.00%	2,401,215.08	100.00%	0.00	0.00%
Net Invested Assets	11,478,694.59	109.97%	22,217,115.56	99.96%	8,577,784.18	100.00%	2,401,215.08	100.00%	4,628,330.59	100.00%
Accruals (Income/Trades)	-1,040,858.25	-9.97%	8,476.67	0.04%	-68,097.50	0.00%	0.00	0.00%	22.87	0.00%
Total	10,437,836.34	100.00%	22,225,592.23	100.00%	8,509,686.68	100.00%	2,401,215.08	100.00%	4,628,353.46	100.00%

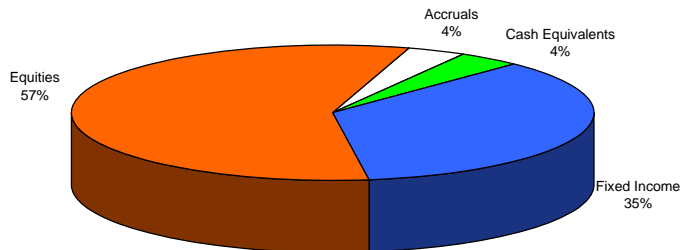
  

	UBP		Ironwood		Pine Grove		Cornerstone		Voyageur Mid Cap	
	MV	%	MV	%	MV	%	MV	%	MV	%
Cash Equivalents	0.00	0.00%	0.00	0.00%	0.00	0.00%	0.00	0.00%	0.00	0.00%
Fixed Income	0.00	0.00%	0.00	0.00%	0.00	0.00%	0.00	0.00%	0.00	0.00%
Equities	5,248,480.86	100.00%	4,473,292.98	85.23%	5,500,000.00	104.79%	0.00	0.00%	0.00	0.00%
Net Invested Assets	5,248,480.86	100.00%	4,473,292.98	85.23%	5,500,000.00	104.79%	0.00	0.00%	0.00	0.00%
Accruals (Income/Trades)	0.00	0.00%	0.00	0.00%	0.00	0.00%	0.00	0.00%	0.00	0.00%
Total	5,248,480.86	100.00%	4,473,292.98	85.23%	5,500,000.00	104.79%	0.00	0.00%	0.00	0.00%

	Wells Capital		Renaissance		Totals	
	MV	%	MV	%	MV	%
Cash Equivalents	0.00	0.00%	0.00	0.00%	5,501,797.53	4.22%
Fixed Income	0.00	0.00%	0.00	0.00%	49,637,920.37	38.10%
Equities	0.00	0.00%	0.00	0.00%	80,121,599.00	61.50%
Net Invested Assets	0.00	0.00%	0.00	0.00%	135,261,316.90	103.83%
Accruals (Income/Trades)	0.00	0.00%	0.00	0.00%	-4,983,668.75	-3.83%
Total	0.00	0.00%	0.00	0.00%	130,277,648.15	100.00%

**Retirement System Asset Allocation**



**POMPAÑO BEACH POLICE & FIREFIGHTERS' RETIREMENT SYSTEMS**  
**TOP 10 HOLDINGS**  
**For the Month Ending November 30, 2008**

<b>TOTAL</b>			<b>MAIN</b>		
PINE GROVE INSTITUTIONAL PARTNERS LP	\$5,500,000.00	4.22%			
SELECTINVEST INSTITUTIONAL ARV LTD SE	\$5,457,399.92	4.19%			
IRONWOOD INSTITUTIONAL LTD CLASS AE I	\$4,970,303.00	3.82%			
INVESCO CORE REAL ESTATE USA LLC	\$4,607,248.00	3.54%			
INVESCO EQUITY REAL ESTATE SECURITIE	\$3,035,956.51	2.33%			
GENZYME CORP-GENERAL DIVISION	\$1,784,941.62	1.37%			
APPLE COMPUTER INC	\$1,757,486.55	1.35%			
GOOGLE INC CL A	\$1,754,830.40	1.35%			
AMAZON COM INC	\$1,602,317.50	1.23%			
INTERCONTINENTALEXCHANGE INC	\$1,517,632.00	1.16%			
Short Term Fund Ser C	\$5,501,797.53	4.22%	Short Term Fund Ser C	\$1,652,666.31	99.89%
<b>MUNDER</b>			<b>LORD ABBETT &amp; CO</b>		
UNITED STATES TREAS BDS 02/15/2019	\$679,110.00	4.30%	JPMORGAN CHASE & CO	\$1,485,043.96	5.58%
FEDERAL NATL MTG ASSN POOL #938199 6	\$435,859.96	2.76%	WELLS FARGO & CO NEW	\$1,442,737.71	5.43%
FEDERAL HOME LN MTG CORP POOL #A638	\$423,850.65	2.69%	BANK NEW YORK MELLON CORP	\$1,438,600.20	5.41%
UNITED STATES TREAS BDS 5% 05/15/2037	\$378,048.00	2.40%	MERRILL LYNCH & CO INC	\$1,008,567.02	3.79%
UNITED STATES TREAS BDS 6.5% 11/15/2021	\$375,267.75	2.38%	EXXON MOBIL CORPORATION	\$1,004,920.70	3.78%
FEDERAL HOME LN MTG CORP GOLD POOL	\$356,709.83	2.26%	ARCHER DANIELS MIDLAND CO	\$921,802.46	3.47%
LANDESBK BAD NY 6.35% 04/01/2012	\$344,667.00	2.18%	GENERAL ELECTRIC	\$856,096.20	3.22%
FEDERAL HOME LN MTG CORP CMO 5.5% 01/	\$334,920.07	2.12%	GOLDMAN SACHS GROUP INC	\$692,347.35	2.60%
FEDERAL HOME LN MTG CORP CMO 5% 05/15/	\$334,349.70	2.12%	WAL-MART STORES INC	\$682,630.08	2.57%
FEDERAL NATL MTG ASSN 7.125% 01/15/203	\$329,375.00	2.09%	DELTA AIR LINES INC DEL	\$664,582.35	2.50%
Short Term Fund Ser C	\$915,002.21	5.80%	Short Term Fund Ser C	\$947,184.35	3.56%
<b>STANDISH MELLON</b>			<b>VOYAGEUR</b>		
UNITED STATES TREAS NTS 4.75% 08/15/201	\$1,086,236.10	7.11%	MICROSOFT CORP	\$270,038.10	3.57%
FEDERAL NATL MTG ASSN DISC NTS 12/11/2	\$899,910.00	5.89%	IBM CORP	\$186,456.00	2.47%
FEDERAL HOME LN MTG CORP DISC NT 0%	\$749,700.00	4.91%	WAL-MART STORES INC	\$168,198.80	2.23%
UNITED STATES TREAS BDS 6.25% 08/15/201	\$460,152.00	3.01%	CISCO SYS INC	\$162,588.20	2.15%
UNITED STATES TREAS NTS 3.5% 05/31/2011	\$421,808.40	2.76%	PHILIP MORRIS INTL INC	\$147,981.60	1.96%
UNITED STATES TREAS BDS 5% 05/15/2037	\$415,852.80	2.72%	HEWLETT PACKARD CO	\$144,648.00	1.91%
FEDERAL NATL MTG ASSN POOL #848352 5	\$328,101.78	2.15%	PEPSICO INC	\$140,616.00	1.86%
FEDERAL NATL MTG ASSN GTD MTG PA POI	\$313,773.19	2.05%	APPLE COMPUTER INC	\$135,761.55	1.80%
FEDERAL NATL MTG ASSN GTD MTG PA POI	\$179,899.27	1.18%	ABBOTT LABS	\$134,642.30	1.78%
CITICORP RESIDENTIAL MTG TR SER CMO I	\$168,603.28	1.10%	EXXON MOBIL CORPORATION	\$130,243.75	1.72%
Short Term Fund Ser C	\$138,661.07	0.91%	Short Term Fund Ser C	\$444,120.42	5.88%
<b>ALLEGIANCE</b>			<b>SANDS</b>		
UNITED STATES TREAS NTS 4.25% 08/15/201	\$801,300.78	7.68%	GOOGLE INC CL A	\$1,640,576.00	7.38%
FEDERAL NATL MTG ASSN POOL #888890 6	\$654,820.65	6.27%	APPLE COMPUTER INC	\$1,621,725.00	7.30%
FEDERAL NATL MTG ASSN 5% 03/15/2016	\$485,562.50	4.65%	GENZYME CORP-GENERAL DIVISION	\$1,600,500.00	7.20%
FEDERAL NATL MTG ASSN GTD MTG PA POI	\$463,849.69	4.44%	AMAZON COM INC	\$1,579,900.00	7.11%
UNITED STATES TREAS NTS 4% 09/30/2009	\$439,926.63	4.21%	INTERCONTINENTALEXCHANGE INC	\$1,508,800.00	6.79%
UNITED STATES TREAS NTS 3.125% 09/30/201	\$399,001.72	3.82%	VISA INC CL A	\$1,419,120.00	6.39%
FEDERAL NATL MTG ASSN 5.25% 09/15/2016	\$336,365.16	3.22%	NATIONAL OILWELL VARCO INC	\$1,357,920.00	6.11%
FEDERAL NATL MTG ASSN GTD MTG PA POI	\$315,731.06	3.02%	ALLERGAN INC	\$1,337,640.00	6.02%
UNITED STATES TREAS BILLS 0% 01/02/2008	\$301,990.94	2.89%	EMC CORP	\$1,167,985.00	5.26%
FEDERAL NATL MTG ASSN GTD MTG PA POI	\$281,449.33	2.70%	FMC TECHNOLOGIES INC	\$1,098,800.00	4.94%
Short Term Fund Ser C	\$457,756.63	4.39%	Short Term Fund Ser C	\$479,065.95	2.16%
<b>INVESCO</b>			<b>INVESCO REAL ESTATE</b>		
SANOFI-AVENTIS	\$329,154.00	3.87%	INVESCO EQUITY REAL ESTATE SECURITIE	\$3,035,956.51	100.00%
BP PLC SPON ADR	\$328,414.05	3.86%		0.00%	
ERICSSON LM TEL-SP ADR	\$323,248.00	3.80%		0.00%	
VODAFONE GROUP PLC ADR	\$311,322.00	3.68%		0.00%	
UNILEVER NV NY SHARES ADR	\$299,136.00	3.52%		0.00%	
ZURICH FINANCIAL SVCS ADR	\$296,348.62	3.48%		0.00%	
TNT N V SPON ADR	\$277,582.75	3.26%		0.00%	
SWISSCOM AG SPONSORED ADR	\$272,253.05	3.20%		0.00%	
HEINEKEN N V ADR	\$264,527.89	3.11%		0.00%	
FUJIFILM HLDGS CORP ADR	\$264,333.00	3.11%		0.00%	
Short Term Fund Ser C	\$446,258.00	5.24%	Short Term Fund Ser C	\$0.00	0.00%
<b>INVESCO CORE REAL ESTATE</b>			<b>UBP</b>		
INVESCO CORE REAL ESTATE USA LLC	\$4,607,248.00	99.54%	SELECTINVEST INSTITUTIONAL ARV LTD SE	\$5,457,399.92	103.98%
		0.00%			0.00%
		0.00%			0.00%
		0.00%			0.00%
		0.00%			0.00%
		0.00%			0.00%
		0.00%			0.00%
		0.00%			0.00%
		0.00%			0.00%
		0.00%			0.00%
		0.00%			0.00%
Short Term Fund Ser C	\$21,082.59	0.46%	Short Term Fund Ser C	\$0.00	0.00%

**POMPANO BEACH POLICE & FIREFIGHTERS' RETIREMENT SYSTEMS**  
**TOP 10 HOLDINGS (cont'd)**  
**For the Month Ending November 30, 2008**

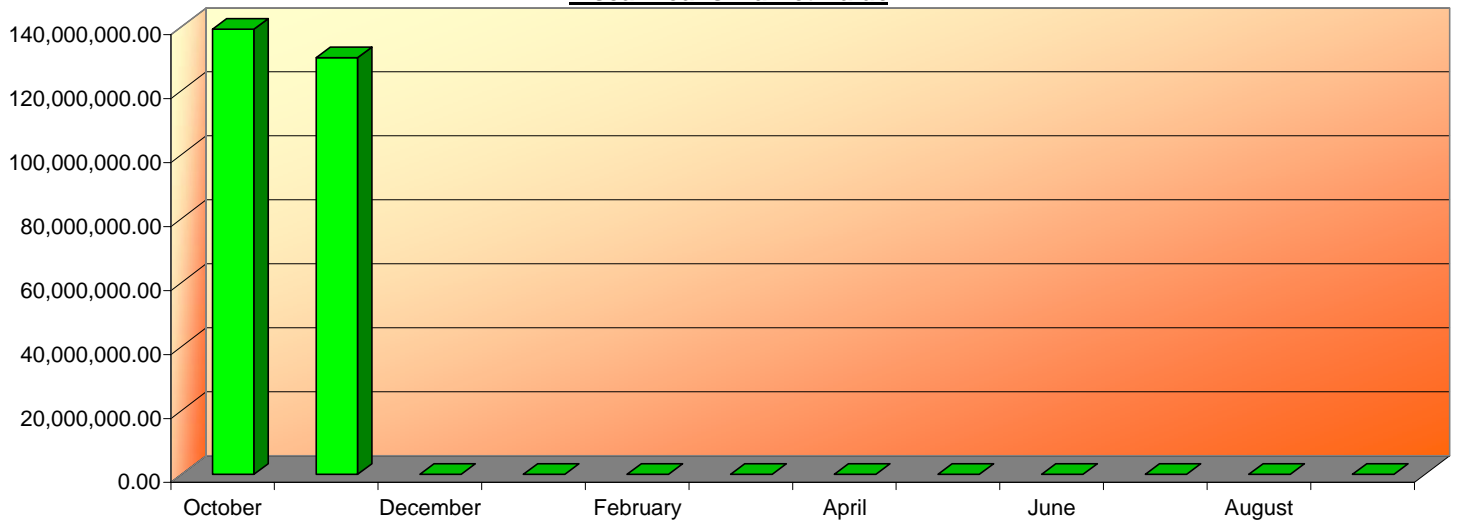
<b>IRONWOOD</b>			<b>PINE GROVE ASSOCIATES</b>		
IRONWOOD INSTITUTIONAL LTD CLASS AE	\$4,970,303.00	111.11%	PINE GROVE INSTITUTIONAL PARTNERS LP	\$5,500,000.00	118.83%
		0.00%			0.00%
		0.00%			0.00%
		0.00%			0.00%
		0.00%			0.00%
		0.00%			0.00%
		0.00%			0.00%
		0.00%			0.00%
		0.00%			0.00%
		0.00%			0.00%
		0.00%			0.00%
Short Term Fund Ser C	\$0.00	0.00%	Short Term Fund Ser C	\$0.00	0.00%
<hr/> <b>CORNERSTONE</b>			<hr/> <b>VOYAGEUR MID CAP</b>		
		0.00%			0.00%
		0.00%			0.00%
		0.00%			0.00%
		0.00%			0.00%
		0.00%			0.00%
		0.00%			0.00%
		0.00%			0.00%
		0.00%			0.00%
		0.00%			0.00%
		0.00%			0.00%
Short Term Fund Ser C	\$0.00	0.00%	Short Term Fund Ser C	\$0.00	0.00%
<hr/> <b>WELLS CAPITAL</b>			<hr/> <b>RENAISSANCE</b>		
		0.00%			0.00%
		0.00%			0.00%
		0.00%			0.00%
		0.00%			0.00%
		0.00%			0.00%
		0.00%			0.00%
		0.00%			0.00%
		0.00%			0.00%
		0.00%			0.00%
		0.00%			0.00%
Short Term Fund Ser C	\$0.00	0.00%	Short Term Fund Ser C	\$0.00	0.00%

**POMPANO BEACH POLICE & FIREFIGHTERS' RETIREMENT SYSTEMS  
ANALYSIS FOR CURRENT FISCAL YEAR  
For the Year Ending SEPTEMBER 30, 2009**

	<u>October</u>	<u>November</u>	<u>December</u>	<u>January</u>	<u>February</u>	<u>March</u>	<u>April</u>
Beginning Market Value	156,871,458.04	139,198,906.06					
Contributions to Fund							
Employee	195,051.84	146,534.42					
Employer	502,531.07	-					
State	-	-					
Other	22,391.86	9,938.51					
	<u>719,974.77</u>	<u>156,472.93</u>	<u>-</u>	<u>-</u>	<u>-</u>	<u>-</u>	<u>-</u>
Earnings							
Dividends	117,734.92	63,476.38					
Interest	202,288.81	175,094.33					
Accrued Interest Paid	(42,977.63)	59,602.44					
	<u>277,046.10</u>	<u>298,173.15</u>	<u>-</u>	<u>-</u>	<u>-</u>	<u>-</u>	<u>-</u>
Less							
Benefit Payments	(1,742,683.27)	(9,912.15)					
Expenses	(220,541.58)	(183,883.84)					
	<u>(1,963,224.85)</u>	<u>(193,795.99)</u>	<u>-</u>	<u>-</u>	<u>-</u>	<u>-</u>	<u>-</u>
Net Gains/(Losses)							
Realized	(520,329.99)	(336,370.01)					
Unrealized	(16,186,018.01)	(8,845,737.99)					
	<u>(16,706,348.00)</u>	<u>(9,182,108.00)</u>	<u>-</u>	<u>-</u>	<u>-</u>	<u>-</u>	<u>-</u>
Ending Market Value	<u><b>139,198,906.06</b></u>	<u><b>130,277,648.15</b></u>	<u><b>-</b></u>	<u><b>-</b></u>	<u><b>-</b></u>	<u><b>-</b></u>	<u><b>-</b></u>

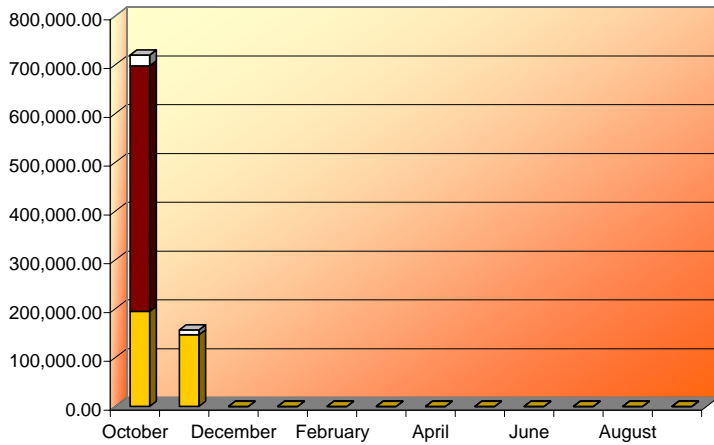
	<u>May</u>	<u>June</u>	<u>July</u>	<u>August</u>	<u>September</u>	<u>Current Qtr-to-Date</u>	<u>Fiscal Year-to-Date</u>
Beginning Market Value						156,871,458.04	156,871,458.04
Transfers						-	-
Contributions to Fund							
Employee						341,586.26	341,586.26
Employer						502,531.07	502,531.07
State						-	-
Other						32,330.37	32,330.37
	<u>-</u>	<u>-</u>	<u>-</u>	<u>-</u>	<u>-</u>	<u>876,447.70</u>	<u>876,447.70</u>
Earnings							
Dividends						181,211.30	181,211.30
Interest						377,383.14	377,383.14
Accrued Interest Paid						16,624.81	16,624.81
	<u>-</u>	<u>-</u>	<u>-</u>	<u>-</u>	<u>-</u>	<u>575,219.25</u>	<u>575,219.25</u>
Less							
Benefit Payments						(1,752,595.42)	(1,752,595.42)
Expenses						(404,425.42)	(404,425.42)
	<u>-</u>	<u>-</u>	<u>-</u>	<u>-</u>	<u>-</u>	<u>(2,157,020.84)</u>	<u>(2,157,020.84)</u>
Net Gains/(Losses)							
Realized						(856,700.00)	(856,700.00)
Unrealized						(25,031,756.00)	(25,031,756.00)
	<u>-</u>	<u>-</u>	<u>-</u>	<u>-</u>	<u>-</u>	<u>(25,888,456.00)</u>	<u>(25,888,456.00)</u>
Ending Market Value	<u><b>-</b></u>	<u><b>-</b></u>	<u><b>-</b></u>	<u><b>-</b></u>	<u><b>-</b></u>	<u><b>130,277,648.15</b></u>	<u><b>130,277,648.15</b></u>

**Fiscal Year's Market Value**

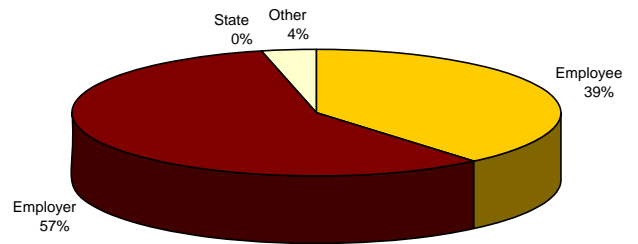


**POMPANO BEACH POLICE & FIREFIGHTERS' RETIREMENT SYSTEMS  
ANALYSIS FOR CURRENT FISCAL YEAR  
For the Year Ending SEPTEMBER 30, 2009**

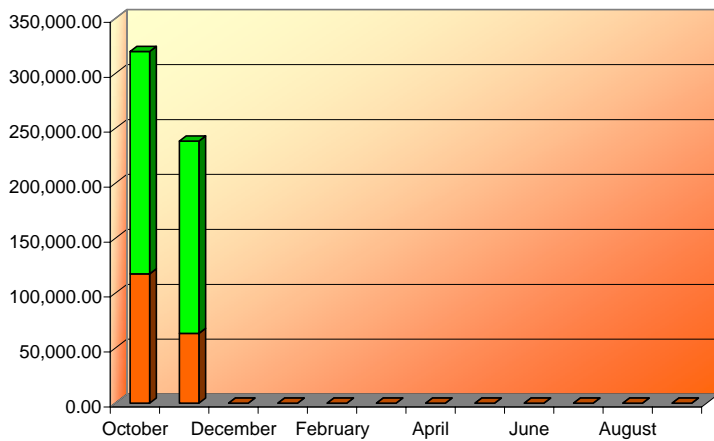
**Fiscal Year's Contributions**



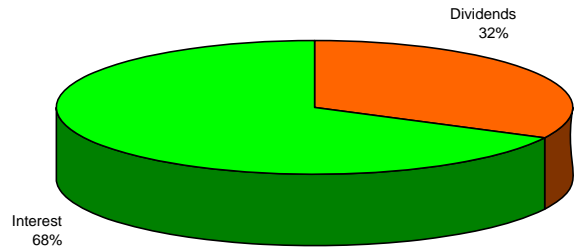
**Contributions for the Fiscal Year**



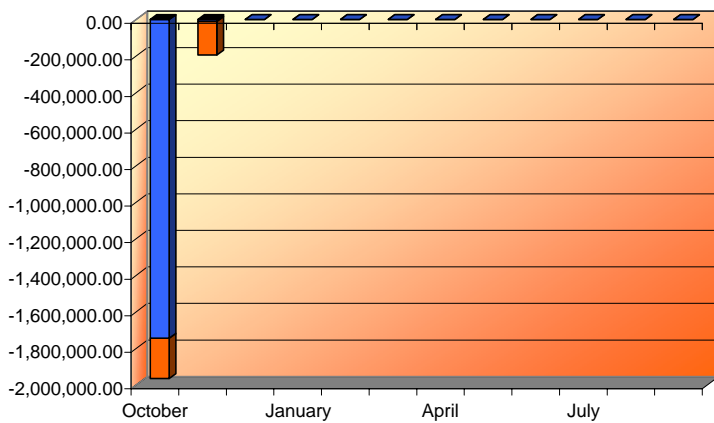
**Fiscal Year's Income**



**Income for the Fiscal Year**



**Fiscal Year's Distributions**



**Distributions for the Fiscal Year**

